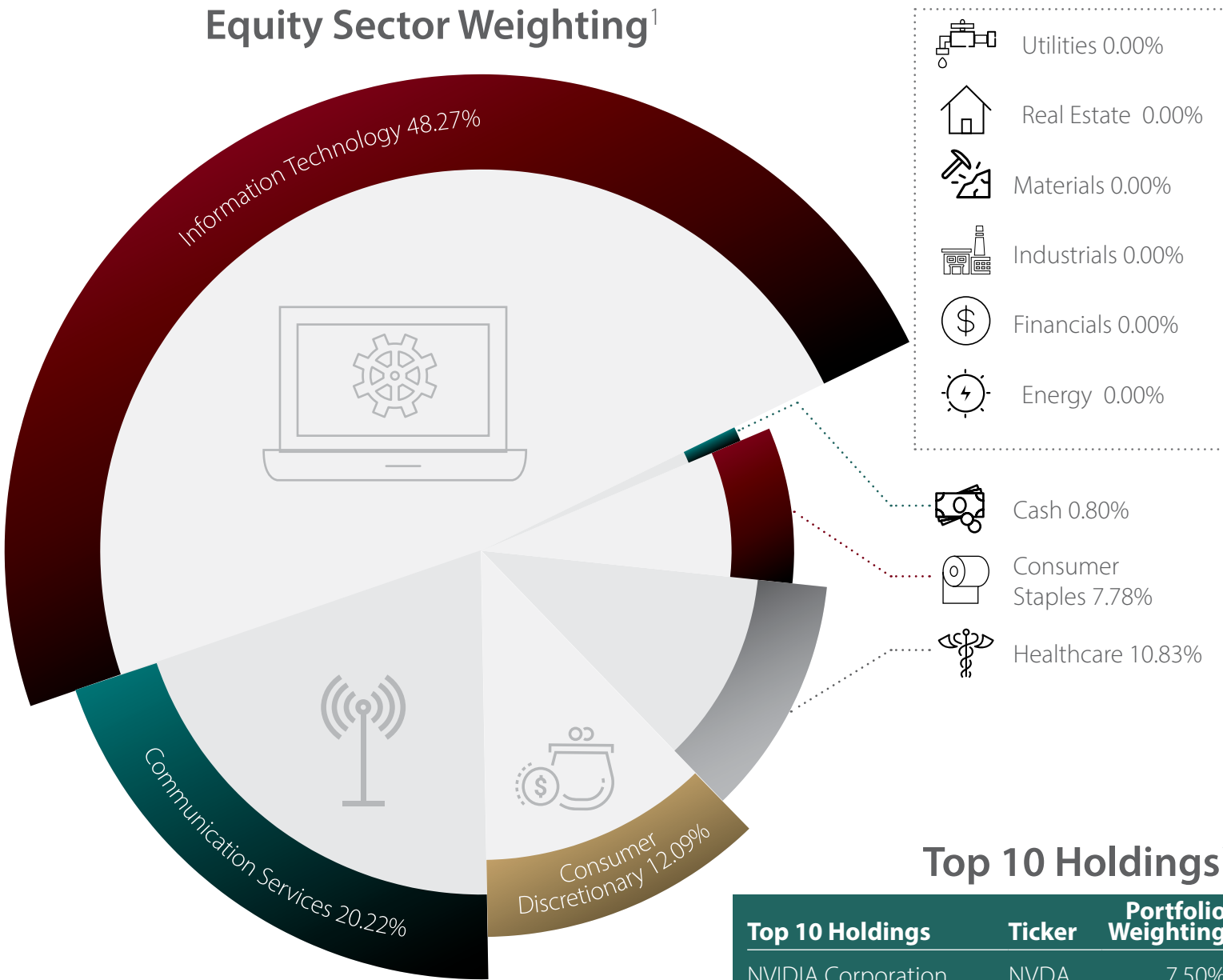


Select Q Strategy

This is an active strategy that seeks long-term, aggressive growth of capital. This strategy targets 25 individual equity positions and is designed to remain invested through market volatility and economic cycles. The Select Q Strategy is concentrated, growth equity strategy seeking long-term capital appreciation through investments in innovative, large-cap growth stocks. The strategy selects 25 stocks from the Nasdaq-100 Index® using a multi-factor screening tool to identify high-quality, high-growth businesses exhibiting positive earnings momentum.

As of **March 31, 2025**

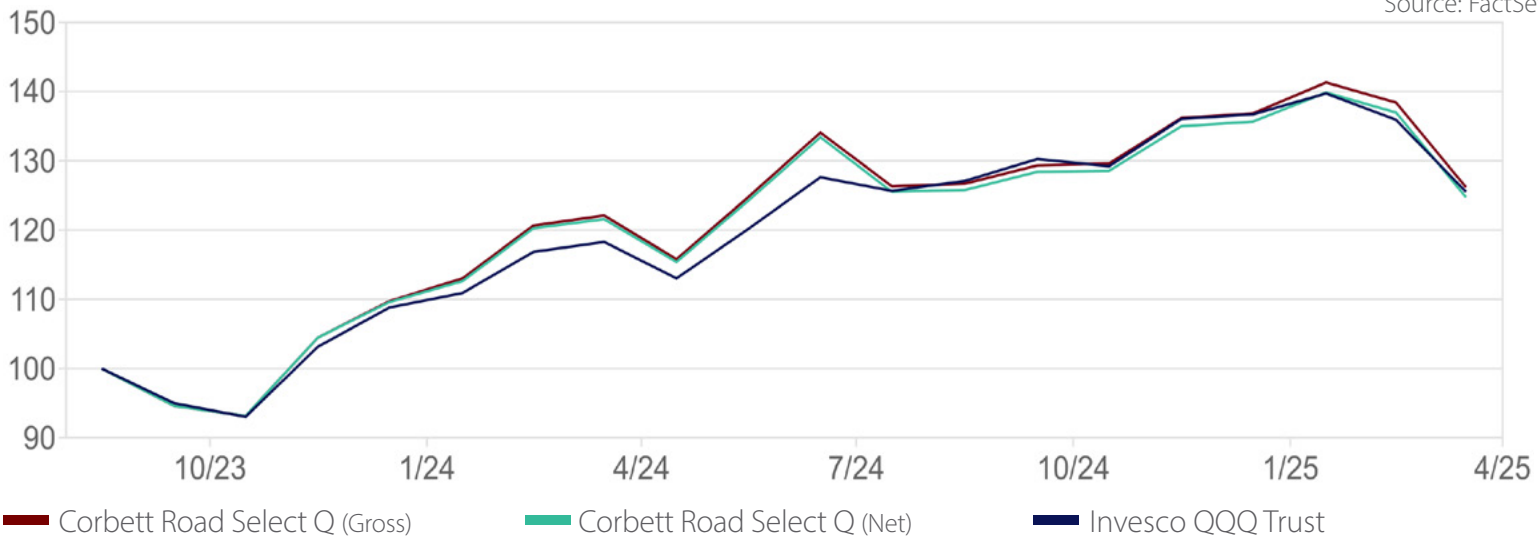


1. Equity Sector Weightings and Top Stock Holdings are as of this report and are subject to change without notice.

Competitive Analysis

Time Period: **8/31/2023 to 03/31/2025**

Source: FactSet



Annualized Return (%)

	YTD	1 Year	Since Inception (8/31/2023)	Total Return	Growth of \$100,000
Select Q (gross)	-7.83	3.36	15.77	26.09	\$126,090
Select Q (net)	-7.98	2.61	14.98	24.73	\$124,730
Invesco QQQ Trust Series I	-8.11	6.21	15.43	25.51	\$125,510

Risk Metrics (vs. Tactical Competitor Avg)

	Beta	R2	Standard Deviation	Correlation Return	Maximum Drawdown
Select Q (gross)	1.14	95.27%	5.26%	0.98	-10.71%
Select Q (net)	1.13	95.24%	5.25%	0.98	-10.80%
Invesco QQQ Trust Series I	1.00	100.00%	4.52%	1.00	-10.12%

Disclosure Information

Performance figures shown “gross” of fees do not reflect the payment of investment advisory fees and other expenses. Net Returns are reduced by the investment advisory fees and any other expenses the client may incur in the management of its investment advisory account. To calculate the net performance for non-fee paying accounts in the composite, a model fee is applied that reflects the highest fee based on the tiered schedule at the time the account entered the composite.

Benchmark performance figures shown are net of fees and other costs, including management, administrative, and other costs automatically taken out of fund assets. The ETF returns are based on changes to the closing net asset value of the fund (NAV) and account for distributions from the fund. The ETF’s expense ratio is 0.20%.

The benchmark is the Invesco QQQ Trust Series ETF (QQQ). The Invesco QQQ Trust Series ETF seeks to track the investment results of an index composed of the 100 largest non-financial companies listed on the Nasdaq.

Please see important information, including performance disclosures, at the end of this presentation.

Disclosure Information Continued

General Disclosure

Spire Wealth Management, LLC is a Federally Registered Investment Advisory Firm. Securities offered through an affiliated company, Spire Securities, LLC., a Registered Broker/Dealer and member FINRA/SIPC. Registration with the SEC does not imply their approval or endorsement of any service provided by Corbett Road. This presentation is based on the views of Corbett Road. Other organizations or persons may analyze investments and the approach to investing from a different perspective than that reflected in this presentation. Nothing included herein is intended to infer that the approach to investing discussed in this presentation will assure any particular investment results.

This presentation is not to be considered investment advice and is not to be relied upon as the basis for entering any transaction or advisory relationship or making any investment decision. All investments involve the risk of loss, including the loss of principal. Past performance is not an indicator of future results.

Investors should consider the investment objectives, risks, charges, and expenses of each strategy before making an investment decision. This and other information about the strategies presented, including additional risks, are contained in Corbett Road’s Form ADV Part 2 available at <https://adviserinfo.sec.gov/firm/summary/305063>, which you should read carefully before you invest. Additional information pertaining to ETFs used for investment purposes can be found in the prospectus for each ETF.


Gross performance is defined as the performance results of a portfolio before the deduction of all fees and expenses. Net performance is defined as the performance results of a portfolio after the deduction of all fees and expenses that a client or investor has paid or would have paid in connection with the adviser’s services to the relevant portfolio, including, if applicable, advisory fees, advisory fees paid to underlying investment vehicles such as MFs and ETFs, and payments by the investment adviser for which the client or investor reimburses the investment adviser. Custodian fees paid to a bank or other third-party organization for safekeeping funds and securities are excluded from the calculation of net performance. Advisory fees charged to Corbett Road clients, are described in Corbett Road’s Form ADV Part 2 and Part 3 available at <https://adviserinfo.sec.gov/firm/summary/305063>. Non-fee-paying accounts reflect the deduction of the highest possible fees for each strategy to calculate net performance.

In addition to fees paid to Corbett Road, entities advising mutual funds, exchange traded securities, and pooled investment vehicles, will also charge underlying fees and expenses for managing the investment product.

Investors cannot invest in a market index directly, and the performance of an index does not represent any actual transactions. The performance of an index is not an actual client portfolio which is subject to the deduction of various fees and expenses which would lower returns.

Select Q Strategy

All information is based on sources deemed reliable, but no warranty or guarantee is made as to its accuracy or completeness. This is not an offer to sell or solicitation to buy any securities nor a recommendation to engage in any transaction or strategy. This represents our opinion as of the date of publication and should not be relied upon as financial advice.



Contact Us

Contact us to discuss how Corbett Road can help you achieve your goals.

Toll Free: 844.688.4955
info@corbettroad.com
www.corbettroad.com
[linkedin.com/company/corbettroad](https://www.linkedin.com/company/corbettroad)

Washington, D.C.
7901 Jones Branch Dr, Suite 800
McLean, VA 22102
Local: 703.748.5836

Boston, MA
101 Arch St, 8th Floor
Boston, MA 02110
Local: 617.600.7930

Los Angeles, CA
1901 Avenue of the Stars, Suite 200
Century City, CA 90067
Local: 310.591.5674

Fort Lauderdale, FL
2598 E. Sunrise Blvd, Suite 2104
Ft. Lauderdale, FL 33304
Local: 954.507.6038

Knoxville, TN
800 S. Gay St, Suite 700
Knoxville, TN 37929
Local: 865.444.4520

Phoenix, AZ
2375 E. Camelback Rd, Suite 600
Phoenix, AZ 85016
Local: 602.807.1145

St. Louis, MO
7777 Bonhomme Ave, Suite 1800
Clayton, MO 63105
Local: 314.463.0133

